

Medication Administration Process

Prepare

Wash the area and your hands
Look at the medication sheet to identify the medication to administer
Unlock and remove the medication you are administering

Administer

Check 1-verbalize and point to compare the 5 Rights (HCP order and pharmacy label)
Check 2-verbalize and point to compare the 5 Rights (pharmacy label and med sheet)
Prepare the medication
Check 3-verbalize and point to compare the 5 Rights (pharmacy label and med sheet)
Give the med
Look back (silent comparison between pharmacy label and med sheet)













Complete

Document

1. Medication Record
2. Count Book, if needed

Secure the medication and wash your hands
Observe

Medication Administration Process

<p>WASH Area & Hands</p> 	<p>LOOK FOR Medication Record</p> 	<p>UNLOCK Medication Area</p> 	Prepare
<p> 1 HCP Order to Pharmacy Label</p>	<p> 2 Pharmacy Label to Medication Sheet</p>	<p>PREPARE</p> 	
<p> 3 Pharmacy Label to Medication Sheet</p>	<p>GIVE</p> 	<p>SILENT Look Back</p> 	Complete
<p>DOCUMENT 1. Medication Sheet 2. Count Sheet, if needed</p> 	<p>LOCK Medication Area</p> 	<p>WASH HANDS</p>  <p>OBSERVE</p> 